















Annexe Labyrinth'ANIMAUX

Temps 3 : Se repérer, anticiper son déplacement



Entrée **BLEUE** du labyrinthe

Page 1 : cartons de contrôle à poinçonner (usage unique)

- A imprimer et à découper par bandelette
- 1 bandelette = 1 cheminement pour un enfant

Page 2 : Plans du labyrinthe à découper qui peuvent servir plusieurs fois (éventuellement plastifiés).

- 4 plans avec recherche de 2 balises / bandelettes 2 cases
- 2 plans avec recherche de 3 balises / bandelettes 3 cases)

